









 **EHL PROFILES**

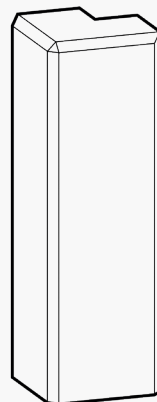
Decorative blocks

for installing door
and floor moldings.




Decorative blocks

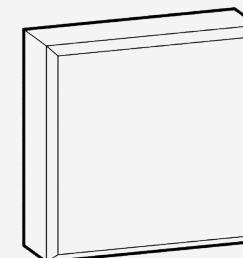
-  Give the room a luxurious, finished look.
-  There's no need to cut the ends of the moldings at a 45-degree angle.
-  Can be used with moldings of different profiles and sizes.
-  The height of the block can be cut to fit the molding.
-  Protects the corners of the floor moldings from damage.
-  Made of pine wood, available in natural or white.



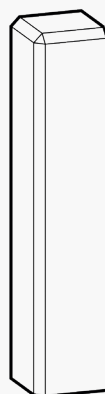
Floor molding external corner
40 x 40 x 125 mm
NK4040125E (natural)
NK4040125V (white)



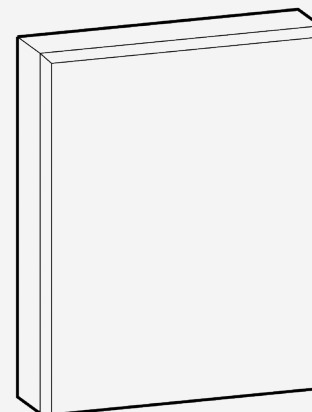
Door molding upper corner block
25 x 100 x 100 mm
NK25100100E (natural)
NK25100100V (white)




Door molding upper corner block
25 x 75 x 75 mm
NK257575E (natural)
NK257575V (white)



Floor molding inner corner
25 x 25 x 125 mm
NK2525125E (natural)
NK2525125V (white)



Door molding lower corner block
25 x 100 x 125 mm
NK25100125E (natural)
NK25100125V (white)



Door molding lower corner block
25 x 75 x 125 mm
NK2575125E (natural)
NK2575125V (white)